



Manufacturer of mattresses, bases, bed heads,
Supplier of adjustable bases, bedroom furniture and
manchester (pillows, mattress protectors and quilts)

Copyright © 1999 Sleep Australasia. All rights reserved. | Printed December, 2017

Catalogue

BASES

Our mattress foundations are made locally so we
can supply custom made bases. Look inside to see
all available base options.



Designed by Sleep Australasia

CONTENTS

We have many base options to choose from- low or high profile, floating and multiple leg options. We have a large selection of fabrics and colours to choose from.

1. HEIGHT OPTIONS

Our mattress foundations are made locally so we can supply custom made bases to suit everyone's needs.

PAGE.4

2. LEGS OPTIONS

A 4 inch leg and glide is our standard leg but we have many height options. We also have leg and lockable castors.

PAGE.5

3. DRAWER OPTIONS

You can choose the position and how many drawers go into the base.

PAGE.6

4. COLOUR & FABRIC OPTIONS

Choose from our wide variety of fabrics and colours.

PAGE.8

1. PROFILE HEIGHT OPTIONS

Our mattress foundations are made locally so we can supply custom made bases to suit everyone’s needs.

STANDARD BASE

Max height 45cm
Min height 10cm
(Not inc. Legs)

Standard height : 23cm
Total height 33cm
inc. 4 inch legs

DRAWER BASE

Max height 45cm
Min height 27cm
(Not inc. Legs)

Standard height : 27cm
Total height 37cm
inc. 4 inch legs

FLOATING BASE

Without drawer
Max height 27cm
Min height 15cm
(Not inc. Legs)
With Drawer
Standard size only

Without Drawer
Standard height : 27cm
Total height 32cm
inc. 4 inch legs
With Drawer
Standard height: 32cm
Total height 32cm
inc. 4 inch legs

2. LEG OPTIONS

A silver 4 inch leg and glide is our standard leg except our basic fabric bases are supplied with black leg and castor. We have many height options and our bases use 5/16 thread.

BLACK | SILVER LEG & GLIDE

Other available sizes

Glide only 2 Inch	3 Inch	4 Inch	6 Inch
----------------------	--------	--------	--------



BLACK LEG & CASTOR

Other available sizes

Castor only 2 Inch	3 Inch	4 Inch	6 Inch
-----------------------	--------	--------	--------



BLACK LEG & LOCKABLE CASTOR

Other available sizes

Lockable Castor only 2 Inch	3 Inch	4 Inch	6 Inch
-----------------------------------	--------	--------	--------



CHOCOLATE TIMBER LEG

Size 4 inch
Colour: Dark chocolate
Material: Australian Pine

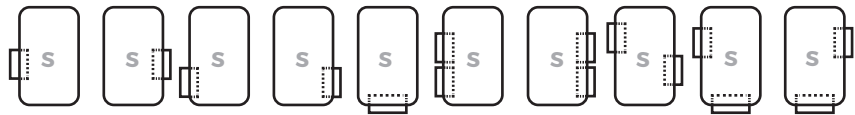


3. DRAWERS OPTIONS

You can choose the position and how many drawers go into the base.

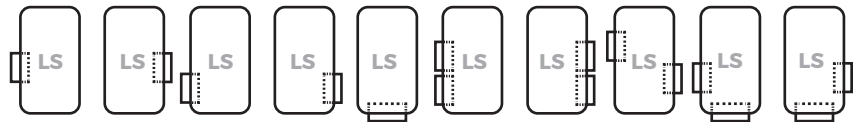
SINGLE

IMPERIAL 3'0" X 6'2" | METRIC(cm) 92 x 188



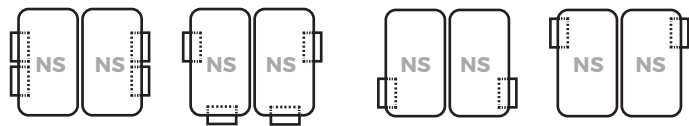
LONG SINGLE

IMPERIAL 3'0" X 6'8" | METRIC(cm) 92 X 203



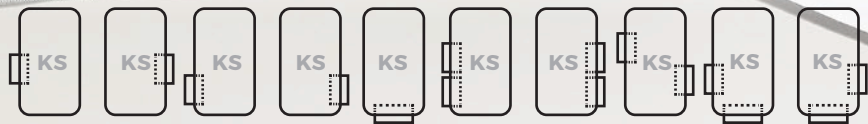
NARROW LONG SINGLE

IMPERIAL 2'6" X 6'8" | METRIC(cm) 76 X 203



KING SINGLE

IMPERIAL 3'6" X 6'8" | METRIC(cm) 107 X 203



DOUBLE

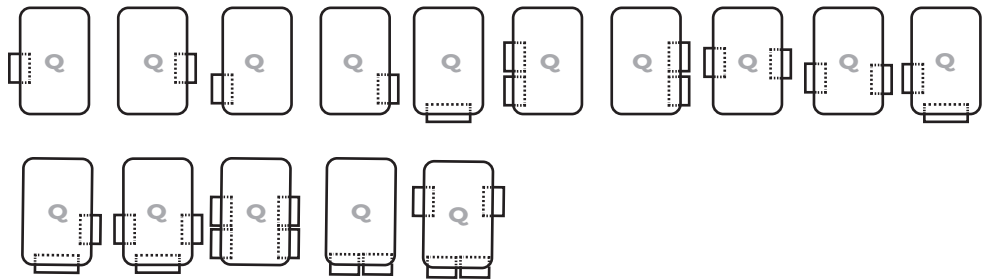
IMPERIAL 4'6" X 6'2" | METRIC(cm) 138 X 188



Available with
Metal runner only

QUEEN

IMPERIAL 5'0" X 6'8" | METRIC(cm) 153 X 203

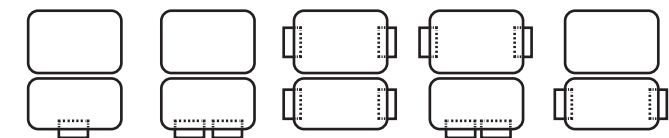


EAST WEST

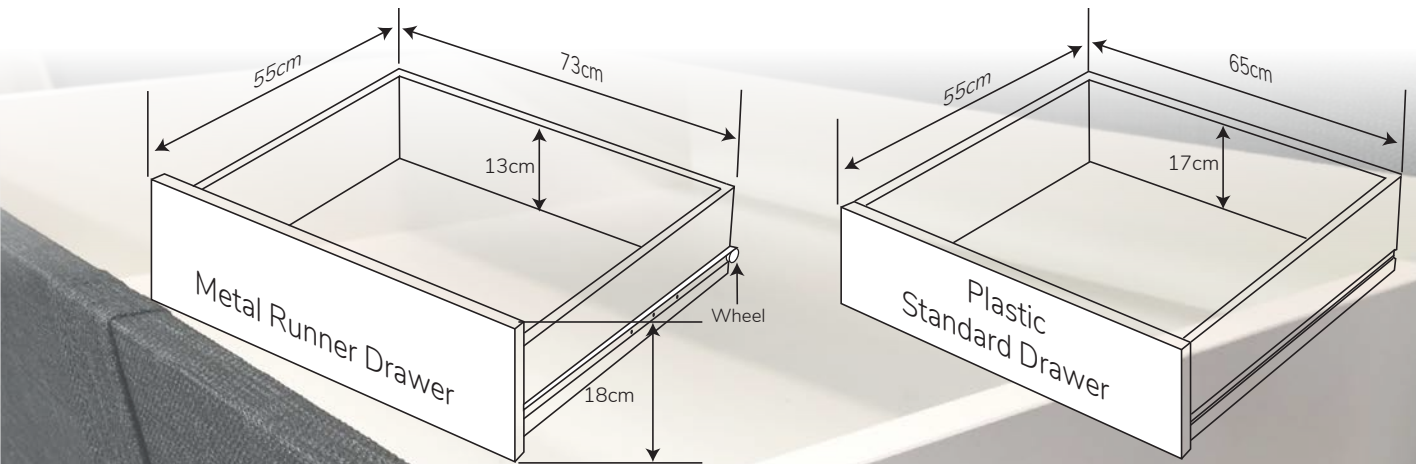
Available in Double IMPERIAL 4'6" X 6'2" | METRIC(cm) 138 X 188 | Queen IMPERIAL 5'0" X 6'8" 153 X 203

King IMPERIAL 6'0" x 6'8" | METRIC(cm) 183x 203

East West is available in Lunar Fabrics only



DRAWER DIMENSIONS




17mm thick melamine bottom & sides (Runner drawer only)
Runner Drawer Slide

4. COLOUR & FABRIC OPTIONS

Choose from our wide variety of fabrics and colours.


BAXTER

Backed with foam so has a thicker substantial look.




WARWICK

Rub tested commercial grade fabric from an iconic Australian owned fabric supplier.



LUNAR

Simple yet stylish, The lunar range is value for money.



SUEDE

Soft to touch and hard wearing.




SUEDE VELVET

Soft and luxurious in timeless colour options.



BASIC RANGE

Long lasting fabrics and affordable (supplied with black 4 inch leg and castor)



*Actual fabric colour may vary from picture.